



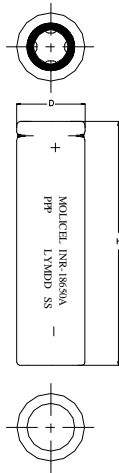
**LITHIUM-ION RECHARGEABLE BATTERY**

**PRODUCT DATA SHEET**  
**MODEL INR-18650A**

**CELL CHARACTERISTICS**

|                            |                            |   |
|----------------------------|----------------------------|---|
| <b>Capacity</b>            | <b>Minimum</b>             | <b>2500 mAh</b><br><b>9.0 Wh</b>                            |
| <b>Cell Voltage</b>        | <b>Nominal</b>             | <b>3.6 V</b>  |
|                            | <b>Charge</b>              | <b>4.2 V</b>  |
| <b>Charge Current</b>      | <b>Standard</b>            | <b>2.5 A</b>  |
|                            | <b>Maximum</b>             | <b>5.0 A</b>  |
| <b>Charge Time</b>         | <b>Standard</b>            | <b>1.5 hr</b>   |
| <b>Discharge Current</b>   | <b>Maximum</b>             | <b>20 A</b>   |
| <b>Internal Resistance</b> | <b>AC (1 KHz)</b>          | <b>20 mΩ (Max)</b>  |
|                            | <b>Ambient Temperature</b> | <b>Charge</b> 0°C to 45°C<br><b>Discharge</b> -30°C to 60°C |
| <b>Energy Density</b>      | <b>Volumetric</b>          | <b>520 Wh/l</b>   |
|                            | <b>Gravimetric</b>         | <b>205 Wh/kg</b>  |

**PHYSICAL CHARACTERISTICS**

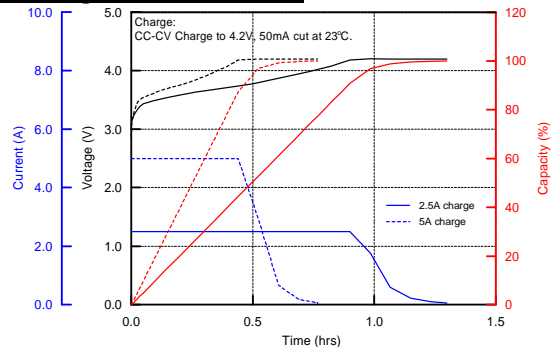


|                 |                      |
|-----------------|----------------------|
| <b>Shape</b>    | <b>Cylindrical</b>   |
| <b>Can</b>      | <b>Steel</b>         |
| <b>Diameter</b> | <b>18.6 mm (Max)</b> |
| <b>Height</b>   | <b>65.2 mm (Max)</b> |
| <b>Weight</b>   | <b>47 g (Max)</b>    |

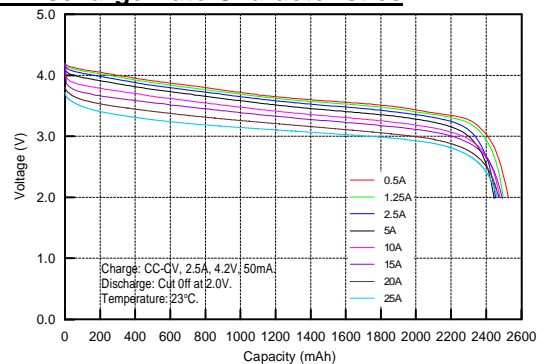
The information contained herein is for reference only and does not imply a performance guarantee or a product warranty. Specifications and characteristics are subject to change without prior notice.

For application specific information, please contact E-One Moli Energy Sales and Applications or the nearest MOLICEL® recognized agent.

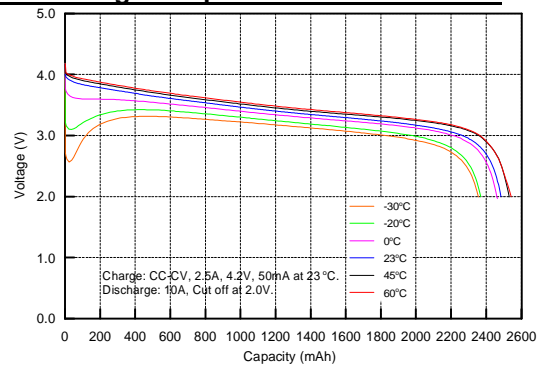
**Charge Characteristics**



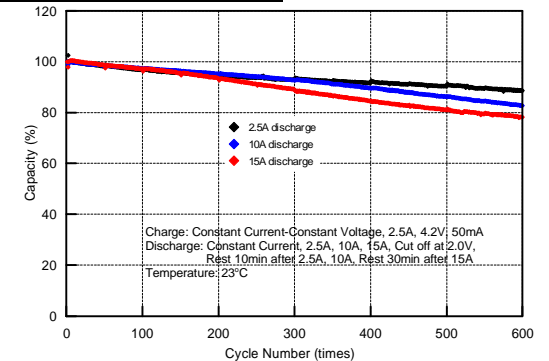
**Discharge Rate Characteristics**



**Discharge Temperature Characteristics**



**Cycle Characteristics**



**Taiwan Facility**  
10 Dali 2nd Rd., Shan-Hwa,  
Tainan City, Taiwan, R.O.C.  
Tel: 886-6-505-0666  
Fax: 886-6-505-0777  
<mailto:molicel@molicel.com>  
<http://www.molicel.com>

**Canada Facility**  
20 000 Stewart Crescent  
Maple Ridge, BC, Canada, V2X 9E7  
Tel: 1-604-466-6654  
Fax: 1-604-466-6600  
<mailto:molicel@molicel.com>  
<http://www.molicel.com>

**Headquarters**  
10F, 113, Sec.2, Zhung Shan N Rd.,  
Taipei, Taiwan, R.O.C.  
Tel: 886-2-2567-3500  
Fax: 886-2-2567-6500

**Agency:**

