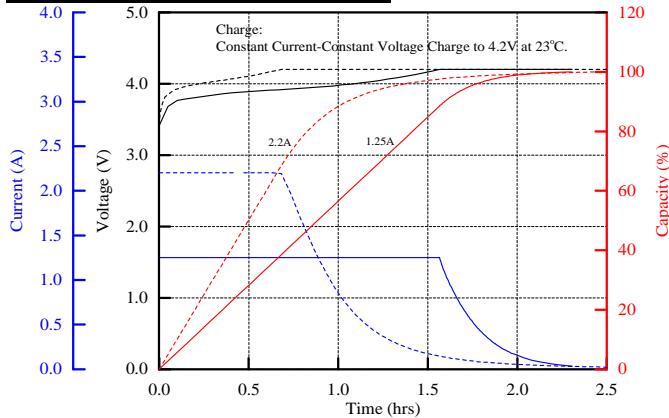


■CELL SPECIFICATIONS

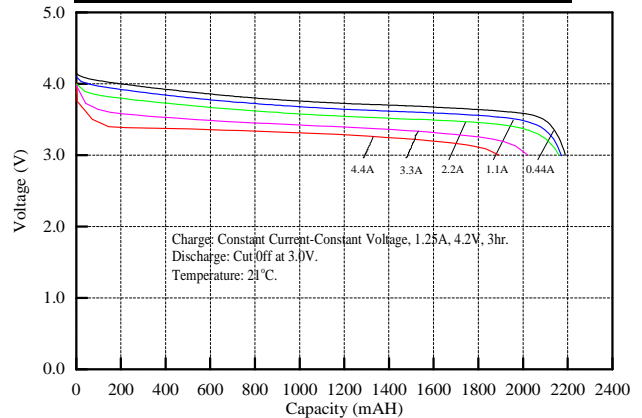
Shape / Can material	Cylindrical / Steel		
Typical Capacity	2200mAh		
Minimum Capacity	2100mAh		
Nominal Voltage	3.7V		
Charge Voltage	4.2V ± 0.05V		
Charge Current	Less than 2.2A		
Charge Time	3.0 hrs		
Discharging current (Max.)	5.0 A (≤ 45 °C)		
	4.0 A (≤ 60 °C)		
Discharge Cutoff Voltage	3.0V		
Temperature	Charge	0°C to 45°C	
	Discharge	-20°C to 60°C	
	Storage	<35°C	
Weight (Max.)	47.5g		
Dimensions	Diameter (D)	18.4mm (Max)	
	Height (H)	65.2mm (Max)	
Energy	Volumetric	496 Wh/l	
Density	Gravimetric	182 Wh/kg	

Note: The **ICR18650H** cylindrical cell consists of a lithium cobalt oxide positive electrode and a graphitic carbon negative electrode providing 3.7volts and 2200mAh. This cell design requires pack control circuitry. Various protection circuit modules are available for applications of multiple series and parallel configurations. For multi-cell application, the over-current protective devices (PTC or thermal fuse) is **NEEDED** on each cell or between cells connected in parallel. In order to ensure safe use of cell, be sure to consult with **E-One Moli Energy** regarding charging and discharging specifications and contact E-One Moli Energy in advance when designing a device with this cell.

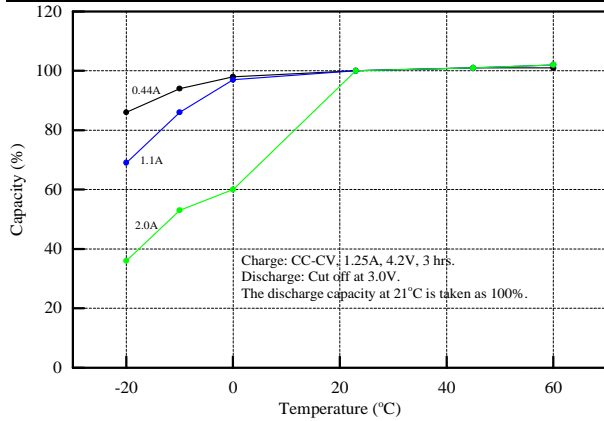
Charge Characteristics



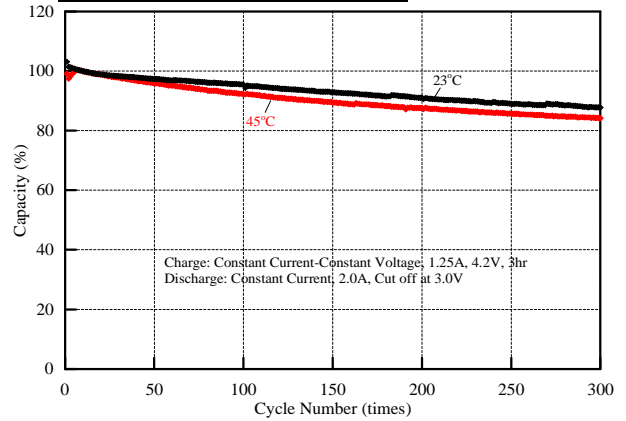
Discharge Rate Characteristics



Discharge Temperature Characteristics



Cycle Characteristics



MoliceI ICR18650H Applications:

- * Notebook
- * HID handy flash
- * Medical devices
- * Portable VCD/DVD player
- * Camcorder

E-ONE MOLI ENERGY CORP was established in 1998 by Koo's Group. Under the brand name MoliceI, E-One Moli Energy is well-recognized as a leading Li-ion battery manufacturer. To serve world-wide customers, production sites are located in Vancouver, Canada and Southern Taiwan Science Park, Tainan, Taiwan. Each site is equipped with local Research & Development and Application Service Groups.

Safety and reliability are the main strengths of E-One Moli Energy products.

We strive to provide superior energy solutions with high performance and quality products that serve our customers' needs.

■ Taiwan Plant
 10 Dali 2nd Rd., Shan-Hwa,
 Tainan County, Taiwan, R.O.C.
 Tel: 886-6-505-0666
 Fax: 886-6-505-0777
<http://www.moliceI.com>

■ Canada Plant
 20,000 Stewart Crescent
 Maple Ridge, B.C., Canada, V2X 9E7
 Tel: 1-604-466-6654
 Fax: 1-604-466-6600
<http://www.moliceI.com>

■ Headquarter
 10F, 113, Sec.2, Zhung Shan N Rd.,
 Taipei, Taiwan, R.O.C.
 Tel: 886-2-2567-3500
 Fax: 886-2-2567-6500

■ Agency: